


Surfaces



Formulations

Implicit: $f(x,y,z) = 0$

Normal $\mathbf{n} = \nabla(f)$

Explicit: $z = f(x,y)$

Parametric: $x = f_x(s,t), y = f_y(s,t), z = f_z(s,t)$

Quadric surfaces

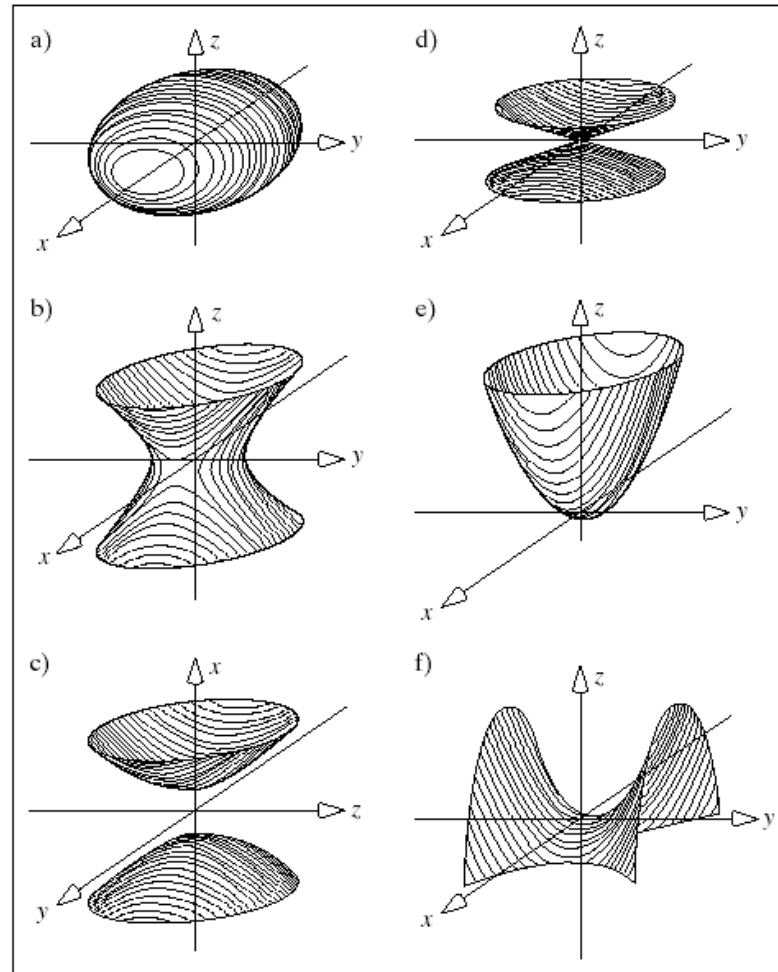


FIGURE 6.70 The six quadric surfaces: (a) Ellipsoid. (b) Hyperboloid of one sheet. (c) Hyperboloid of two sheets. (d) Elliptic cone. (e) Elliptic paraboloid. (f) Hyperbolic paraboloid.



Quadric surfaces

Sphere:

$$f(x, y, z) = (x - x_0)^2 + (y - y_0)^2 + (z - z_0)^2 - R^2 = 0$$

$$x(\phi, \theta) = R \cos(\phi) \cos(\theta)$$

$$y(\phi, \theta) = R \cos(\phi) \sin(\theta)$$

$$z(\phi, \theta) = R \sin(\phi)$$

$$-\pi/2 \leq \phi \leq \pi/2$$

$$-\pi \leq \theta \leq \pi$$

Quadric surfaces

Ellipsoid

$$f(x, y, z) = \left(\frac{x - x_0}{R_x}\right)^2 + \left(\frac{y - y_0}{R_y}\right)^2 + \left(\frac{z - z_0}{R_z}\right)^2 - 1 = 0$$

$$x(\phi, \theta) = R_x \cos(\phi) \cos(\theta)$$

$$y(\phi, \theta) = R_y \cos(\phi) \sin(\theta)$$

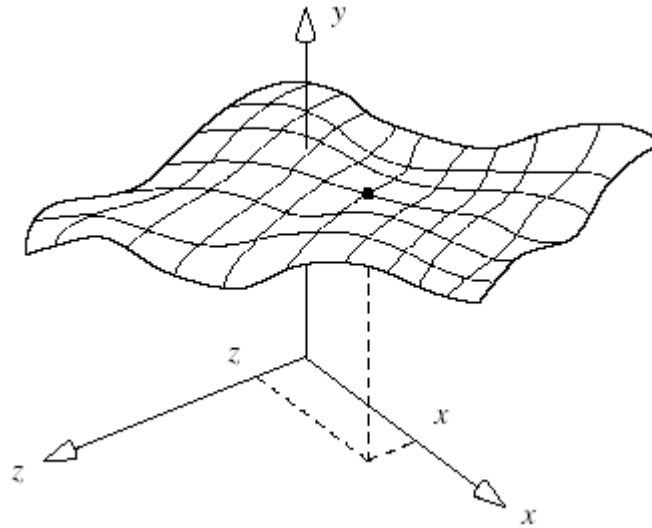
$$z(\phi, \theta) = R_z \sin(\phi)$$

$$-\pi/2 \leq \phi \leq \pi/2$$

$$-\pi \leq \theta \leq \pi$$

Height fields

$$y=f(x,z)$$

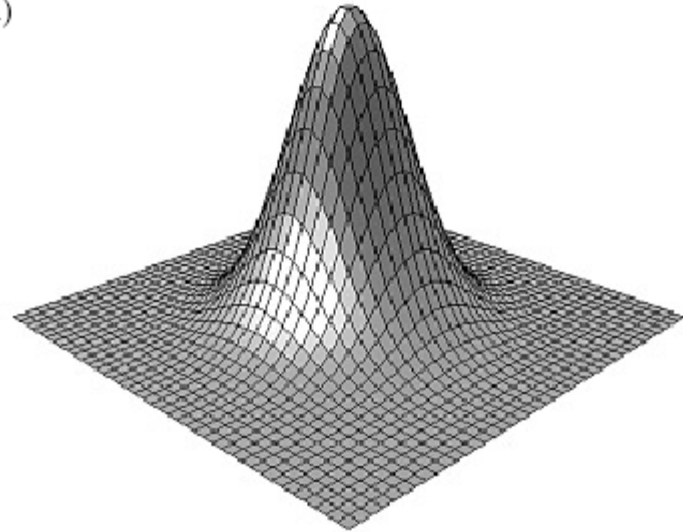


Typical height fields

Gaussian

$$y = f(x, z) = e^{-ax^2 - bz^2}$$

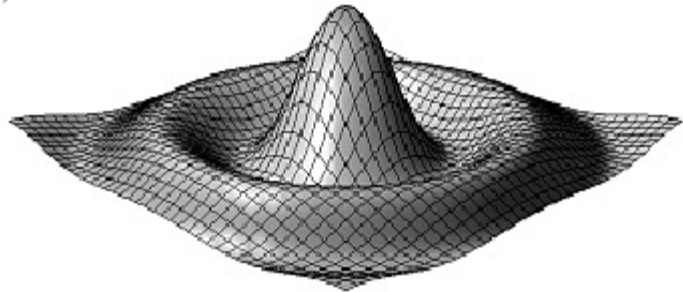
a)



Sinc

$$y = f(x, z) = \frac{\sin(\sqrt{x^2 + z^2})}{\sqrt{x^2 + z^2}}$$

b)



Parametric formulations

Ruled surfaces:

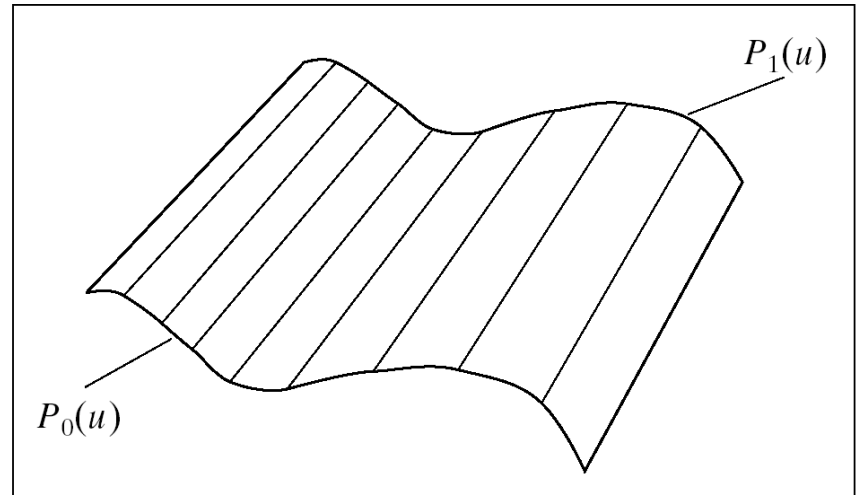
Linear combination of two curves

- Through every point on the surface there passes at least one line that lies on the surface

$$P(u) = (1 - u)P_0 + uP_1$$

Making P_0 and P_1 curves :

$$P(u, v) = (1 - u)P_0(v) + uP_1(v)$$

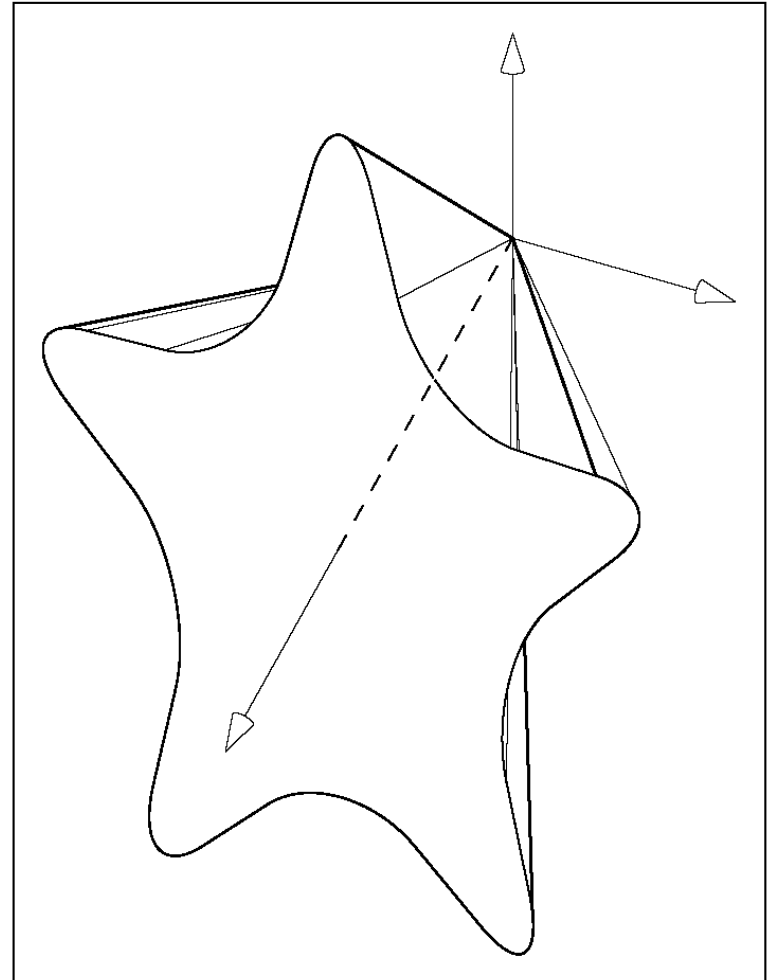


Special cases

General cone

$$P(u, v) = (1 - u)P_0 + uP_1(v)$$

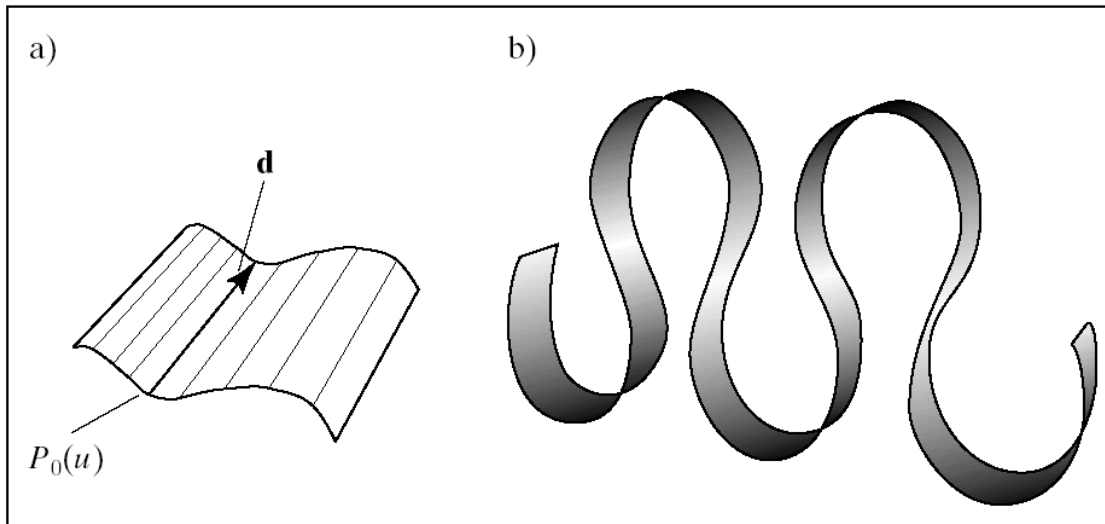
P_0 is the apex



General Cylinder

P1 a translated version of P0

$$P(u, v) = (1 - u)P_0(v) + u(P_0(v) + \mathbf{d}) \Rightarrow P(u, v) = P_0(v) + u\mathbf{d}$$



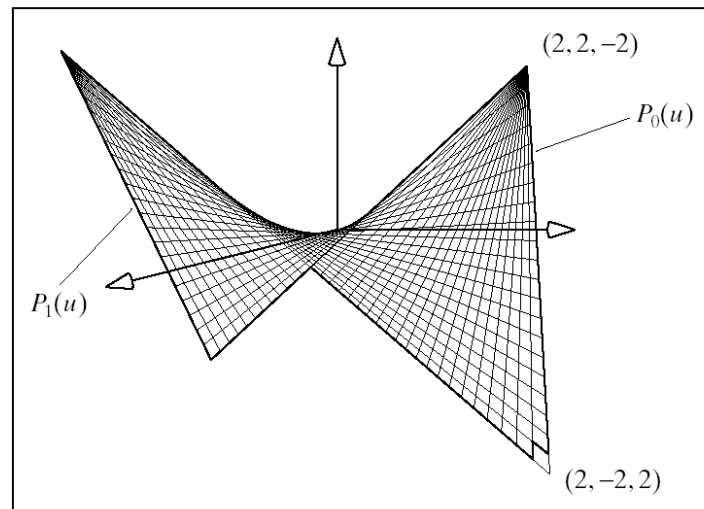
Bilinear patches

Both P_1 and P_0 are lines

$$P(u, v) = (1 - u)P_0(v) + uP_1(v) \Rightarrow$$

$$P(u, v) = (1 - u)[(1 - v)P_{00} + vP_{01}] + u[(1 - v)P_{10} + vP_{11}] \Rightarrow$$

$$P(u, v) = (1 - u)(1 - v)P_{00} + (1 - u)vP_{01} + u(1 - v)P_{10} + uvP_{11}$$

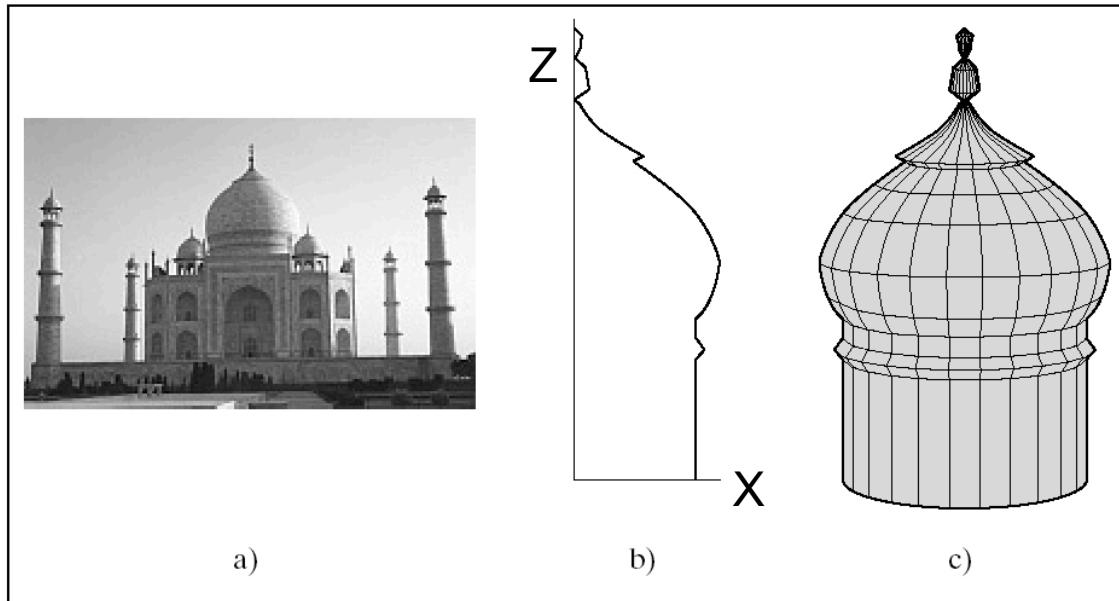


Surfaces of revolution

Sweep profile curve around an axis:

$$C(v) = (X(v), Z(v))$$

$$P(u, v) = (X(v)\cos(u), X(v)\sin(u), Z(v))$$



Parametric surfaces from control points (constraints)

Extension of the curve form to two dimensions

Curve: $X(s) = SMG = [s^3 \ s^2 \ s \ 1]MG$

Surface: $X(s,t) = SMG(t)$

Bezier Surfaces

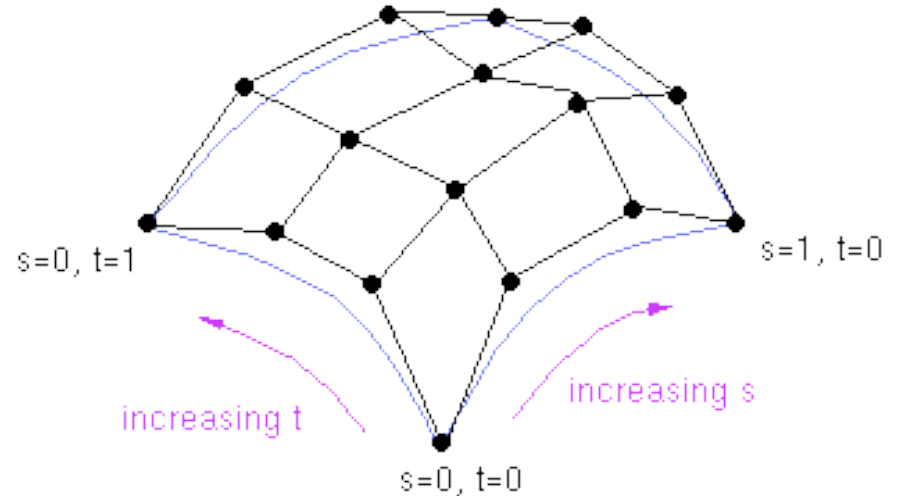
*Take a bezier curve $P(s)$
and let its control points
become bezier curves*

$$P(s) = S M G$$

$$G(t) = [P_1(t) P_2(t) P_3(t) P_4(t)]^T$$

Where

$$P_i(t) = T M G_i$$



Compact representation

Tensor product

$$P1(t) = \mathbf{G}_1^T \mathbf{M}^T \mathbf{T}^T$$

$$P2(t) = \mathbf{G}_2^T \mathbf{M}^T \mathbf{T}^T$$

$$P3(t) = \mathbf{G}_3^T \mathbf{M}^T \mathbf{T}^T$$

$$P4(t) = \mathbf{G}_4^T \mathbf{M}^T \mathbf{T}^T$$

$$P(s,t) = \mathbf{SMG} = \mathbf{SM} \begin{bmatrix} P1(t) \\ P2(t) \\ P3(t) \\ P4(t) \end{bmatrix} = \mathbf{SM} \begin{bmatrix} \mathbf{G}_1^T \mathbf{M}^T \mathbf{T}^T \\ \mathbf{G}_2^T \mathbf{M}^T \mathbf{T}^T \\ \mathbf{G}_3^T \mathbf{M}^T \mathbf{T}^T \\ \mathbf{G}_4^T \mathbf{M}^T \mathbf{T}^T \end{bmatrix} = \mathbf{SM} \begin{bmatrix} g11 & g12 & g13 & g14 \\ g21 & g22 & g23 & g24 \\ g31 & g32 & g33 & g34 \\ g41 & g42 & g43 & g44 \end{bmatrix} \mathbf{M}^T \mathbf{T}^T$$

$$x(s,t) = \mathbf{SMG}_x \mathbf{M}^T \mathbf{T}^T$$

$$y(s,t) = \mathbf{SMG}_y \mathbf{M}^T \mathbf{T}^T$$

$$z(s,t) = \mathbf{SMG}_z \mathbf{M}^T \mathbf{T}^T$$

Properties of Bezier surfaces

Affine Invariance

Convex Hull

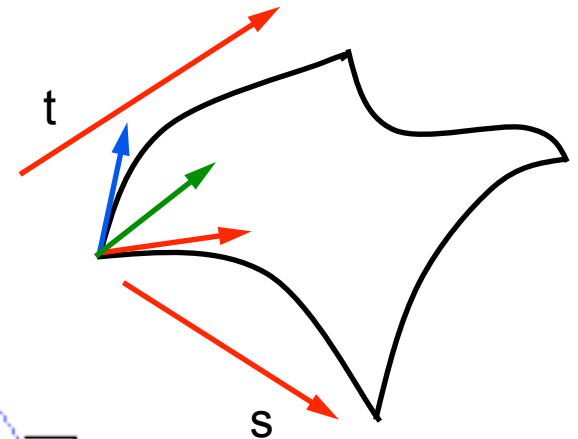
Plane precision

Variation diminishing

Hermite surfaces

Constraints at the four corners:

- Position, Tangent, Twist



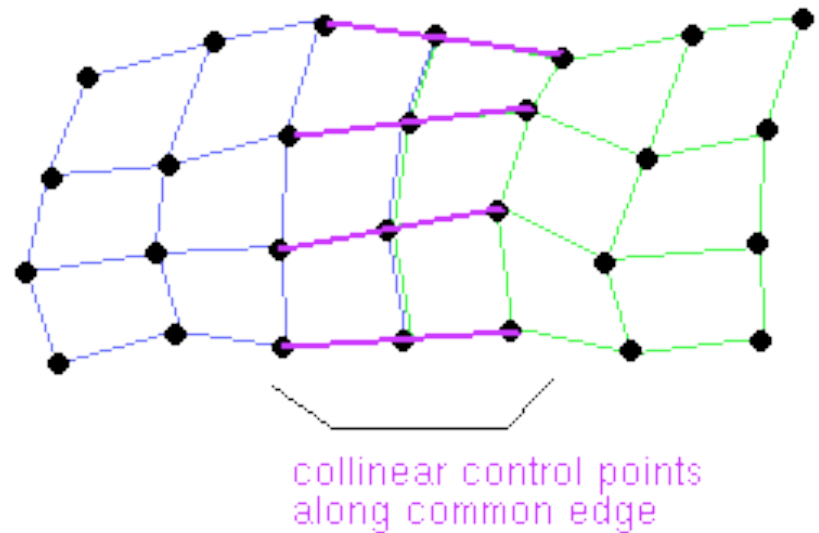
$$G_x = \begin{array}{cc} \text{points} & \text{tangents} \\ \left(\begin{array}{cc} x(0,0) & x(0,1) \\ x(1,0) & x(1,1) \end{array} \right) & \left(\begin{array}{cc} \frac{\partial}{\partial t} x(0,0) & \frac{\partial}{\partial t} x(0,1) \\ \frac{\partial}{\partial t} x(1,0) & \frac{\partial}{\partial t} x(1,1) \end{array} \right) \\ \left(\begin{array}{cc} \frac{\partial}{\partial s} x(0,0) & \frac{\partial}{\partial s} x(0,1) \\ \frac{\partial}{\partial s} x(1,0) & \frac{\partial}{\partial s} x(1,1) \end{array} \right) & \left(\begin{array}{cc} \frac{\partial}{\partial s \partial t} x(0,0) & \frac{\partial}{\partial s \partial t} x(0,1) \\ \frac{\partial}{\partial s \partial t} x(1,0) & \frac{\partial}{\partial s \partial t} x(1,1) \end{array} \right) \\ \text{tangents} & \text{twist vectors} \end{array}$$

Piecewise cubic bezier surfaces

G1 continuity

Common edge

Make 2 sets of 4 control points collinear



Rendering parametric curves and surfaces

*Transform into
primitives we know how
to handle*

Curves

- Line segments

Surfaces

- Quadrilaterals
- Triangles

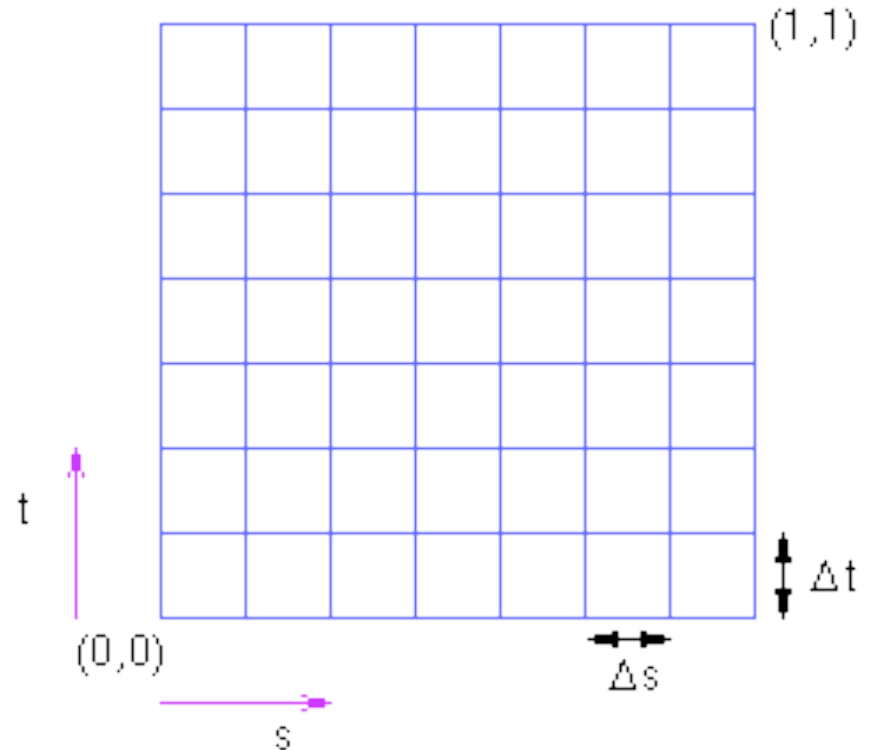
Converting to quadrilaterals

Straightforward

Uniform subdivision

Evaluation of $P(s,t)$ at each grid point

Isoparametric lines become isoparametric curves



Optimizations

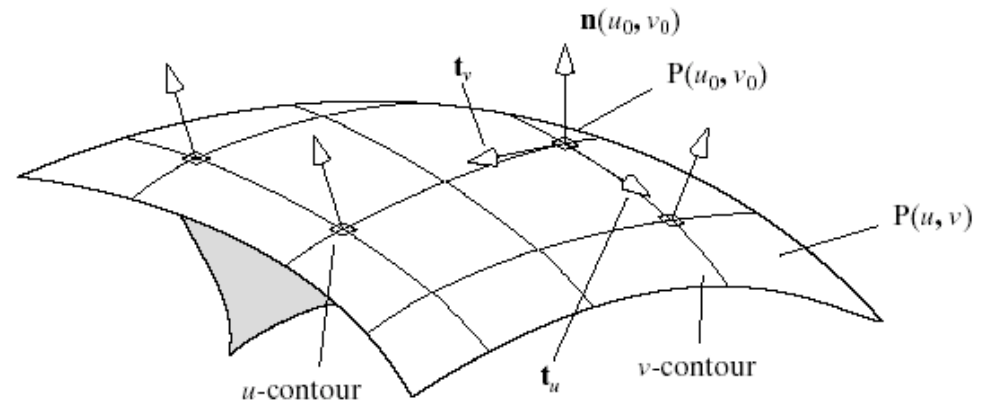
$$x(s,t) = S M G M^T T^T$$

- $M G M^T$ remains constant over patch: precompute
- $S M$ and $M^T T^T$ remain constant over all patches:
precompute $S M$ and store in $Q[s]$
 $Q[t] = Q^T[s]$ assuming equal subdivisions in s and t

Computing surface normals

Parametric surface $P(u,v)$

$$P(u,v) = U M G M^T V^T$$



$$\mathbf{N} = \frac{\partial P(u,v)}{\partial u} \times \frac{\partial P(u,v)}{\partial v}$$

Surfaces in OpenGL

Two dimensional evaluators

```
void glMap2f(GLenum target, GLdouble u1, GLdouble  
    u2, GLint ustride, GLint uorder, GLdouble v1,  
    GLdouble v2, GLint vstride, GLint vorder, const  
    GLfloat *points)
```

```
void glEvalCoord2dv(const GLdouble *u)
```

```
void glEvalCoord2fv(const GLfloat *u)
```

Grid approach

```
void glMapGrid2f(GLint un, GLfloat u1, GLfloat u2, GLint  
vn, GLfloat v1, GLfloat v2)
```


Textures

```
void glMap2f(GLenum target, GLdouble u1, GLdouble  
    u2, GLint ustride, GLint uorder, GLdouble v1,  
    GLdouble v2, GLint vstride, GLint vorder, const  
    GLfloat *points)
```

```
target = GL_MAP2_TEXTURE_2
```